


# HOP YACHT



CHANGE THE WAY YOU SAIL



# Change the way you sail.

---

FROM DIESEL  
**TO ELECTRIC**

FROM FUMES  
**TO FRESH AIR**

FROM NOISY  
**TO WHISPER QUIET**

FROM BUNK  
**TO QUEEN SIZE BED**

FROM CRAMPED  
**TO FULL HEADROOM**

FROM EXPENSIVE  
**TO AFFORDABLE**

FROM A CLUTTER OF SAILS  
**TO JUST ONE SAIL**

FROM ENDLESS MAINTENANCE  
**TO NO SWEAT**

FROM CREW NEEDED  
**TO SINGLE HANDED**

FROM RIGGING AND DE-RIGGING  
**TO HOP ON AND HOP OFF**

INTRODUCING

# The HopYacht 30.



**ALL-ELECTRIC, WHISPER QUIET, EASY TO SAIL AND FITS NEATLY INTO THE SAME MARINA SPACE AS A FAMILY SIZED MONOHULL.**



“This is a catamaran that has ripped up the rulebook and come up with a (r)evolutionary concept: For the first time a combination of comfort and liveability has been brought together in an ultra-easy-to-handle boat under 10 meters in length, with a focus on relaxation and pleasure, all with zero CO2 emissions.”

**NORBERT CONCHIN**

MULTIHULLS WORLD MAGAZINE, TEST SAIL REPORT

# Concept and design.

---

## NAVAL ARCHITECTS

Du Toit Yacht Design

---

## CONCEPT AND DESIGN MANAGEMENT

Paul Tomes | Mary-Clare Tomes

---

## SUPERSTRUCTURE CONSTRUCTION

GRP sandwich construction  
Vacuum assisted laminate

---

## LLOYDS APPROVED MATERIALS

Isophthalic infusion resins and NPG Gelcoat  
Multi-direction fibreglass - structural laminates  
Structural closed cell foam core

---

## LENGTH OVERALL

9.35 metres | 30.67 feet

---

## MAXIMUM BEAM

3.44 metres | 11.29 feet

---

## DRAFT INCLUDING SKEGS

0.82 metres | 2.86 feet

---

## DISPLACEMENT

3 350 kgs | 3.69 Tons (US)

---

## MAXIMUM FREEBOARD

1.37 metres | 4.50 feet

---

## MAST HEIGHT

10 metres | 32.80 feet

---

## MAXIMUM AIR DRAFT

12.57 metres | 41.24 feet

---

## AIR DRAFT WITHOUT MAST

2.65 metres | 8.70 feet

---

## SAIL AREA

29.5 square metres | 317.5 square feet

---

## FRESH WATER TANK

200 litres | 52.83 US gallons

---

## GREY WATER TANK

49 litres | 12.94 US gallons

---

## BLACK WATER TANK

49 litres | 12.94 US gallons

---

## STEERING

Hydraulic with twin spade rudders

---

## HEADROOM

Full standing headroom throughout  
1.89 metres | 6.2 feet

---

## CE CERTIFICATION

Category C | Coastal sailing with winds up to  
27 knots (Beaufort Force 6)  
and significant waves up to  
2 metres (7 feet) high

---

## BERTHS

2 - 4 berths (see description on next page)

## DESIGNED PRIMARILY FOR TWO PEOPLE WITH THE LUXURY OF SPACE AND COMFORT AS A TOP PRIORITY.

If the majority of time you want the freedom to sail as a couple, then why compromise on quality of life onboard by focusing on space for additional crew?

This simple guiding principle has resulted in the HopYacht 30 being able to offer the same luxurious feeling of space, normally only experienced on much larger yachts.

For a couple, this means the comfort of a walk around queen-size bed in a private cabin, plus a proper bathroom, not a cramped all-in-one wet room!

And for the occasional guests, the saloon seating converts to an adult single-berth. For young children on board, you can add a canvas pipe-cot berth overhead.

The cockpit seating converts to a generous day-bed. With drop down awnings enclosing the entire space, this creates a superb overnight night berth for one more person.




# One sail.

**INSPIRED BY THE TRADITIONAL AFRICAN DHOW AND RESPONDING TO THE NEED FOR RELAXED EASY SAILING.**

“The Dhows still found sailing in the waters off the east coast of Africa, are based on a tried and tested design that is centuries old. For a long time now I have felt that many modern day cruising catamarans could be designed in a similar way, with a single sail that is much easier to manage.

For the Hopyacht 30, we designed a Dhow-styled genoa as a low-profile sail that sweeps further aft to ensure good all-round sailing performance.”

**GEOFF MEEK**  
DIRECTOR: NORTH SAILS, CAPE TOWN







# Motor and electrics.



---

“With no diesel fumes and no noise, Motor sailing becomes a game changer. With a touch of extra power from the electric motors, you can sail more efficiently, especially in adverse weather conditions or simply when you need to get there faster. This is the new world of E-Sailing, which really does change the way you sail.”

**PAUL TOMES**  
CO-FOUNDER, HOPYACHT

## STANDARD SPECIFICATION

- Twin E-Propulsion Evo 6.0 - 6kW (9.9hp) Pod drives.
- 4 x Victron 525.6V 300Ah NG LiFePO4 batteries (total 30.72kWh).
- 1 x 12v 110a/h Gel Battery.
- 1 x Lynx Smart BMS 500 NG and cerbo GX MK2.
- 4 x SunPower Max3-400 solar panels on cabon roof (1 600W total).
- 5 x Victron Smart Solar MPPT 100/20-48V solar controllers.
- 2 x Victron 48V Lynx distributor.
- 1 x Victron MultiPlus II 48/5000/70-50 inverter/charger.
- 1 x 32A Galvanic Isolator.
- Shore power connection and cable.
- Electrics Panel.
- LED lighting throughout.
- USB charge points - saloon / master cabin / helm station.
- 220V or 120V plug points - saloon / master cabin / galley.



# Power Management.

**WITH 28.8 kWh OF BATTERY CAPACITY THERE IS AN AMPLE AMOUNT OF POWER FOR BOTH THE ELECTRIC MOTORS AND HOPYACHT'S 'HOUSE' SYSTEMS.**

Mapping a typical day with two adults onboard, the projected daily power consumption for house systems is 3.37 kWh (12% of the total battery capacity). This assumes no input from solar panels (estimate: 7+ kWh per day).

The tables below give you an idea of the power consumption of the appliances, systems and motors based on a typical day with two adults onboard.

HOUSE - 12V DC	QTY	WATTS	USE (MIN)	kWh
water pump	1	30	20	0,01
USB high power - tablet	2	24	180	0,14
USB low power - phone	2	10,5	180	0,06
fridge freezer	1	55	720	0,66
electric toilet	1	360	3	0,02
VHF radio	1	25	5	0,00
instruments	1	1,5	720	0,02
LED lighting strips 2m	4	14	180	0,17
reading lights	3	5	180	0,05
electric fans	2	3	360	0,04
LED downlight fwd cabin	2	7	180	0,04
LED downlight cockpit	2	7	360	0,08
anchor light	1	6,36	720	0,08
streaming light	1	3,2	180	0,01
nav lights - pair	1	6	180	0,02
parasitic draw	1	36	720	0,43
<b>24 hour consumption</b>			<b>kWh</b>	<b>1,83</b>

HOUSE - AC	QTY	WATTS	USE (MIN)	kWh
Water Heater	1	1500	30	0,75
Induction Hob	1	1800	15	0,45
Coffee Machine	1	1260	10	0,21
Hair Dryer	1	1500	5	0,13
<b>24 hour consumption</b>			<b>kWh</b>	<b>1,54</b>

MOTORS - 48V	QTY	WATTS	USE (MIN)	kWh
Leave marina	2	1500	15	0,75
Motor with no wind	2	2400	120	9,60
Motor sail	2	300	120	1,20
Enter marina	2	1500	15	0,75
<b>24 hour consumption</b>			<b>kWh</b>	<b>12,30</b>

<b>Total power consumption - 24hrs</b>	<b>15,67 kWh</b>
Solar panel input (average)	7,0 kWh
<b>Net power consumption</b>	<b>8,67 kWh</b>
Shore power recharge time	+/- 3 hours

# Range.

At full throttle (6kW per motor) and a top speed of 7 knots, with fully charged batteries, the range is +/- 2.4 hours (16 nautical miles).

It's great to have power in reserve for adverse conditions, however part the fun of operating a yacht with electric propulsion is finding the optimum power settings to extend the range.


During a delivery trip in Greece, (Piraeus to Preveza via the Corinth Canal), the crew logged the time spent motoring, power settings used and energy consumption for each leg of the trip. You will find full details in a blog post / video on our website - 'No shore-power ... no sweat.' Plus there's great footage of the trip.

The objective was to find the 'sweet spots' for motoring and motor sailing, in varied weather

conditions and as a result during the 208 nautical mile trip, shorepower was only needed twice.

At 1 250W of power input per motor, they were able to maintain a cruising speed of 4 - 4.5 knots. This translates into a range of well over 10 hours or 40 nautical miles not including any input from the solar panels.

Motor sailing is the real game changer. Adding just 200 - 300W of power input per motor when under sail, not only eliminates prop drag, but lifts boat speed considerably (often an additional knot or more). Balancing the extra power from the motors, against the input from the solar panels you are able to motor-sail and maintain battery capacity.



# Building your HopYacht 30.

OUR READY TO SAIL SPECIFICATION INCLUDES THE OPPORTUNITY TO REFLECT YOUR OWN STYLE.



## FIXED DESIGN

---

The HopYacht 30 design blends ease of sailing with quality of life onboard. The demountable hulls enable you to ship your HopYacht anywhere in the world in two 40ft containers.

This requires that each yacht is built to a fixed design and layout. However, it's very easy to create your own customised HopYacht with different colours and finishes.

Throughout the HopYacht 30 specification, we indicate where choices are available.

## OPTIONAL EXTRAS

---

Instead of being faced with a long list of optional extras making it difficult to know what choices to make or perhaps running the risk of hidden costs later in the build, we've simplified this for you. Your HopYacht 30 is delivered as ready to sail.

If you would like to add to the ready to sail specification, we have created a choice of 'packs' made up of recommended accessories and equipment. If there are items you might like to source yourself, for convenience you can simply select components from each pack.

## HULL COLOURS AND GRAPHICS

---

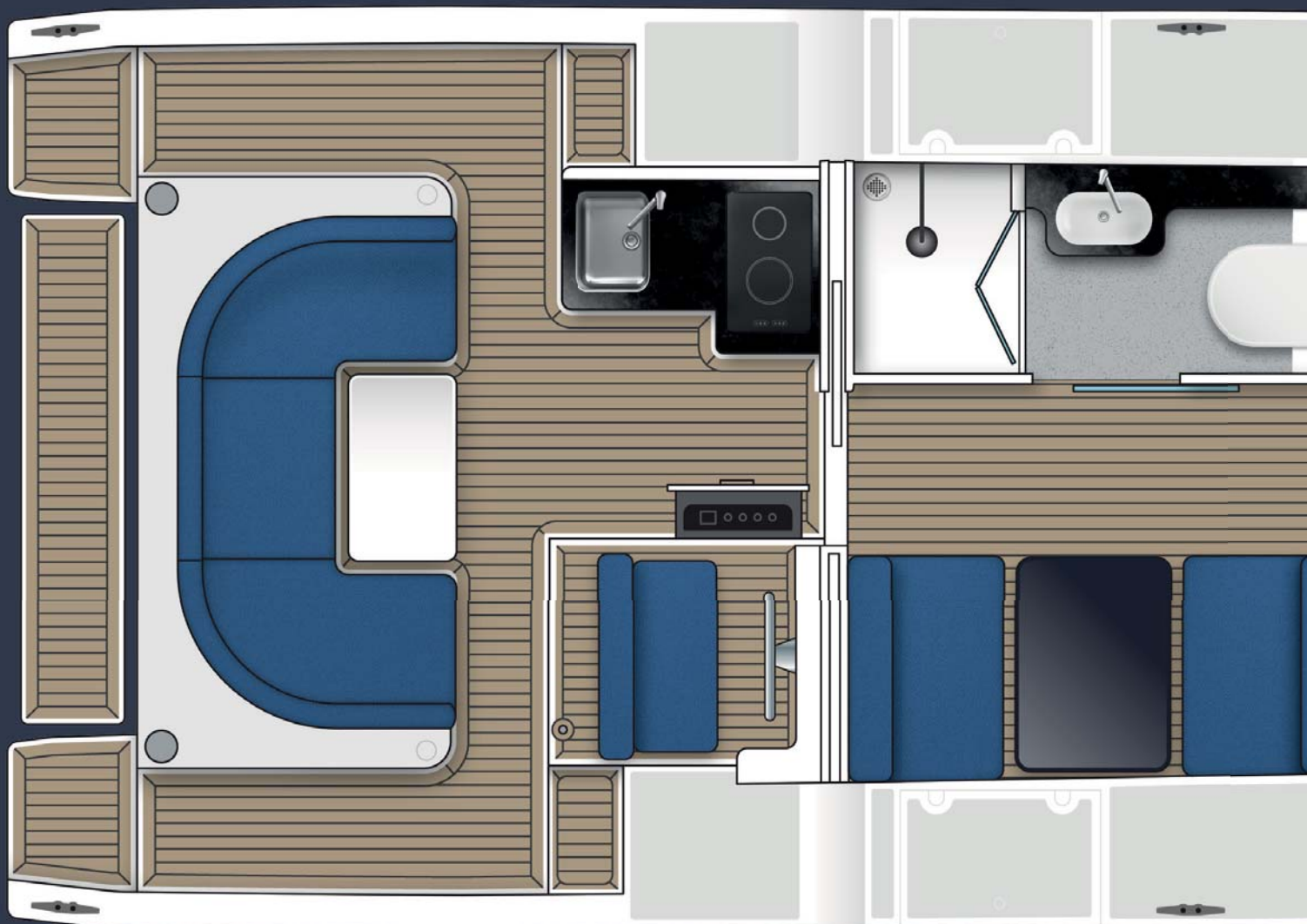
The standard hull and cabin gelcoat colour is white. Coloured gelcoats tend to fade over time, making it difficult to match the colour if any accidental damage occurs requiring new gelcoat.

However you might want to consider using the same vinyl wrap process used for motor vehicles to add colour or graphics to the hulls. We recommend that vinyl wrapping is done after shipping and assembly of your HopYacht.




# All on one level.

FULL STANDING HEADROOM THROUGHOUT







# Ready to sail specification.

## **SAIL:** DESIGN AND SUPPLY NORTH SAILS (CAPE TOWN LOFT)

---

### **FURLING GENOA**

- 6.4 oz Supercruise.
- UV strip leech and foot.
- Self flattening luff.
- Genoa sheets led to helm station winch.
- Furler: Profurl C 320 furler.
- Furling line led to helm station / Spinlock jammer.

## **MAST, CROSS BEAM AND RIGGING:** DESIGN AND SUPPLY SPARCRAFT

---

### **MAST**

- Mast aluminium section (152mm x 82mm).  
Tube length 9.4m Natural aluminium.
- Finish natural anodised aluminium (option for black powder coat finish).
- Masthead with attachments for forestay and cap shrouds.
- Bevelled hole in aft plate for attachment of lashing block for lift halyard.
- Crane for spinnaker halyard (excluding supply of u-bolt and block).
- Shroud terminal backing plates for diamond and parrot perch attachment.

---

### **SPREADERS**

- Aero-foil shaped aluminium spreaders parrot perch configuration.
- Spreader outboard ends to suit continuous single diamond configuration.
- Leather covers on spreader outboard ends.
- Finish natural anodised aluminium (option for black powder coat finish).

---

### **LOWER PANEL**

- Shroud terminal backing plates for lower diamond attachment.
- 3 x halyard exit slots.
- 2 x bar cleats to lock off halyards.
- 1 x saddle for block attachment to lead halyards to winch .




---

**MAST STEP**

- Mast step on cabin roof - natural anodised aluminium.
- Finish natural anodised aluminium (option for black powder coating).

---

**CROSS BEAM**

- Aluminium forward crossbeam OD89mm tube.
- Wire bridle fitted and delta plate for forestay attachment.
- Lugs for attachment of anchor bridle.
- Track on aft side of beam for trampoline slides.
- Attachment lugs for guard lines.
- Finish natural anodised aluminium (option for black powder coating).

---

**RUNNING RIGGING**

- All halyards Superbraid UHMWmPE core with polyester cover.

---

**STANDING RIGGING**

- Forestay: 7mm compact strand stainless steel, delta plate and bridle.
- Cap shrouds 7mm compact strand stainless steel wire.
- Diamonds: 5mm 1x19 stainless steel.
- Terminals: hydraulically swaged.

---

**ALUMINIUM STANCHIONS,  
PUSHPITS & GUARD LINES**

- 6 x straight, aluminium stanchions with mounting bases.
- 2 x aluminium pushpits with mounting bases.
- Finish natural anodized aluminium (option for black powder coating).
- 2 x 4mm dyneema guard lines for each side.

# Exterior.

## DECK FITTINGS

---

- Lewmar 2-speed self tailing winch with handle
  - mounted at helm station
  - dual purpose winch for genoa sheets and halyards
- Harken stand up, cheek and ratchet blocks
- 6 x stainless steel mooring cleats - 300mm
- Mesh trampoline (Charcoal) with black lacing and slides
- Built-in anchor locker
  - Drinks / ice box built into aft section of anchor locker
- Rocna 10kg anchor
  - 50 metres (164 feet) 6mm anchor chain
  - Anchor bridle with chain hook
- Lofrans Dorado 800W windlass with control switch

## HULL FIT OUT

---

- Port / Starboard hull access hatches 900mm x 400mm
- Non-slip tread plates for ease of access inside hulls
- Vetus or equivalent fresh / grey / black water tanks
- Jabsco Par-Max 2 Freshwater Pump
- Hot water geyser (10 litre | 2.64 US GAL)
- 2 x Whale Gusher through-hull manual bilge pumps with handles to CE spec
- 2 x Seaflo 750 GPH automatic bilge pumps to CE spec
- Watertight collision bulkhead in forward section of each hull
- Provision can be made to mount water-maker and other equipment
- Storage room in hulls for tender, outboard, SUPs, folding bikes etc.

## HELM STATION AND INSTRUMENTS

---

- Stainless steel steering wheel with hydraulic steering system
- Charcoal Weathermax canvas topped bimini frame for shade
- Double helm seat upholstered and separate back rest - same material as cockpit seats
- E-Propulsion Evo dual-throttle controls
- Digital display for real-time monitoring of battery capacity, power draw / input
- Bulkhead mount compass
- Raymarine Ray53 VHF Radio with integrated GPS receiver (other options available)
- Raymarine i70 Multifunction colour display - depth, speed and wind
- USB charging point
- Tablet holder for digital navigation





## COCKPIT

---

- Cabin roof covers entire cockpit seating area
  - support poles GRP OD 65mm sprayed dark onyx
- Wrap around cockpit seating
  - fully upholstered (colour choices available)
  - built in storage
  - converts to daybed
- Composite cockpit table top
- Adjustable table leg to enable table to lower to form day bed
- Moulded fibreglass gang plank with non slip surface stored on transom
  - fits between aft steps to form beach
  - gang plank deployed using topping lift
- Stainless steel swim ladder (removable - stowed in bulwark recess)
- Pull-out deck shower (hot and cold water)
- Raised helm station with internal storage (housing fridge / freezer, groceries and waste bin)
- Composite removable roof liner with built-in LED lighting
- Bimini - to create shade over helm station
- Teekdeck marine flooring - faux teak with black pinstripe (other colours available)
- Drop down awnings (North Sails) - close off entire cockpit area and helm station
  - Charcoal Weathermax cloth borders with breathable mesh panels (other colours available)
  - Separate roll down 800 micron Crystal Klear panels for weatherproofing

## GALLEY

---

- Moulded galley pedestal with 3 x storage drawers and cupboard with 2 x shelves
- Overhead crockery storage unit
- 12mm Staron composite top - colour - 'Quarry Starred' (other colours available)
- 2-plate electric induction hob
- Galley sink with Staron cover - creates extra work-surface
- Mixer tap (black) - electric pressure pump / hot and cold water supply (10 litre)
- 130L fridge / freezer built in to helm plinth, plus grocery cupboard
- 40L waste bin
- 220V | 120V power point

“Moored in the middle of no-where  
you get to enjoy the scenery everywhere!”

KATE JACKSON, HOPYACHT GUEST



# Interior.

## SALOON

---

- Composite sliding door - lockable (access to cockpit)
- 'Coffee Bar' seating for two people - converts to additional single berth
  - upholstered with Tempotest Italian fabric (colour choices available)
- Dark Onyx wooden table with surround / storage inside (colour choices available)
- Adjustable table leg (lowers to form additional berth)
- Storage drawers under seating. Dark Onyx pedestals with natural plywood facings (colour choices available)
- Overhead storage locker with darkened Plexiglass sliding doors
- 1 x opening portlight inset into window for ventilation (Lewmar)
- Overhead LED lighting / LED reading light
- USB port and 220V | 120V power point
- Mannington non-skid marine flooring - standard flecked grey
- Removable ceiling panels upholstered with 'Twice' fabric silver-grey (colour choices available)
- Wall panels - light grey marine grade vinyl (colour choices available)

## BATHROOM

---

- Shower cubicle with bi-fold glass door / shower caddy
- Mixer tap (black) - electric pressure pump (hot water 10 litre | 2.64 US GAL)
- Thetford Tecma Nano electric flush toilet with macerator
- 12mm Staron composite top - colour - 'Quarry Starred' (other colours available)
- Staron custom moulded wash-hand basin (white)
- Mixer tap (black) - electric pressure pump (hot water 10 litre | 2.64 US GAL)
- Bathroom mirror
- Overhead LED lighting
- 1 x opening portlight inset into window, for ventilation (Lewmar)
- Toiletries shelf / storage cupboard
- Towel hooks / toilet roll holder
- Glass sliding door - white opaque
- Mannington non-skid marine flooring - standard flecked grey (other options available)





“The view in the forward cabin has a wow factor traditional yacht designs struggle to achieve.”

SEAN VAN RENSBURG, DU TOIT YACHT DESIGN



## PRIVATE CABIN

---

- Queen size island bed (192cm x 153cm) | (6.29 feet x 5.02 feet)
- Recessed accent LED lighting overhead and accent LED lighting under bed fiddle
- Bespoke mattress (hinged longitudinally for easy access underneath)
- Two large storage compartments under bed (room for suitcases)
- Upholstered headboard - fabric 'Twice' dark grey (colour choices available)
- Pull-out drawer at foot of bed
- Built-in bed side tables LED reading lights / USB ports and 220V I 120V power points
- 2 x storage shelving units
- Soft zip-up garment hanging lockers - grey mesh (North Sails) port/starboard
- 220V I 120V powerpoint and USB point above starboard shelving unit
- 2 x Hella 12V 2-speed fans
- 2 x portlights inset into windows for ventilation - Lewmar
- 2 x low profile overhead hatches for additional ventilation - Lewmar
- Composite sliding door - white gelcoat finish
- Mannington non-skid marine flooring - standard flecked grey (other options available)
- Removable ceiling panels upholstered with 'Twice' fabric silver-grey (colour choices available)
- Wall panels - light grey marine grade vinyl (colour choices available)



**“A priceless view in a small  
affordable yacht ... incredible!”**

MAX SOWERBY, HOPYACHT GUEST

# What would you like to add?

## **MOORING PACK**

Tick to add complete pack (or tick items you wish to select below)

### **ELECTRIC ANCHOR WINDLASS**

1 x Lofrans Dorado 800w horizontal windlass  
- mounted on top of anchor locker for chain access  
- additional electrics  
- control switch mounted on side of anchor locker  
- gypsy for 6mm chain

### **MOORING LINES / BOAT HOOK**

(12mm - soft nylon/polyester double braid)  
2 x 12 metre (bow and stern) lines  
2 x 15 metre (springs)  
1 x 30 metre spare mooring line / tow rope  
1 x telescopic hook w/ 2 ends, Aluminum, 118-196 cm

### **FENDERS**

6 x Ocean Fender Heavy Duty H4, 19x64cm, Dark Blue  
6 x 2m Cabo Fender Lines, double braided w/ loop - 10mm

## **NAVIGATION PACK**

Tick to add complete pack (or tick items you wish to select below)

### **RAYMARINE EVOLUTION AUTO-HELM**

1 x Evolution Hydraulic Pilot  
- p70Rs control head, ACU-100, EV1 Sensor Core  
- EV1 Cabling kit  
- 0.5 litre 12v Hydraulic Pump  
including all cabling / hydraulics fitment

### **RAYMARINE AXIOM 7 CHART PLOTTER**

1 x Multi-function 7" Display  
- AIS enabled

### **RAYMARINE AIS700 CLASS B TRANSCEIVER**

- 1 x transceiver with integrated splitter for antenna

## ○ GALLEY PACK

Tick to add complete pack (or tick items you wish to select below)

---

### ○ CROCKERY / GLASSWARE

4 x white melamine plates  
4 x white melamine bowls  
4 x white melamine coffee mugs  
2 x white melamine platters  
4 x drinking glasses  
(all items fit in crockery cupboard)

---

### ○ CUTLERY AND UTENSILS

4 x knife, fork, spoon and teaspoon sets  
1 x can opener  
1 x scissors  
1 x cork screw  
1 x small chopping knife  
1 x small chopping board  
2 x pots / 1 x frying pan  
1 x egg lifter  
1 x stirring / serving spoon  
1 x small whisk

## ○ COMFORT PACK

Tick to add complete pack (or tick items you wish to select below)

---

### ○ FORWARD PRIVATE CABIN

1 x mattress protector - bespoke queen-size  
2 x white cotton fitted bottom sheets - bespoke queen-size  
2 x white cotton top sheets - standard queen-size  
4 x polyester pillows  
4 x white cotton pillow cases  
3 x block-out / privacy window covers  
- black Weathermax cloth (other colour options available)  
- removable for cleaning - mounted with turnbuckles  
- roll-up easily with batten stiffener / velcro straps

---

### ○ SALOON / BATHROOM

2 x white cotton fitted bottom sheets - bespoke single  
2 x white cotton top sheets - standard single  
1 x polyester pillow  
2 x white cotton pillow cases  
2 x block-out / privacy window covers saloon / bathroom  
- black Weathermax cloth (other colour options available)  
- removable for cleaning - mounted with turnbuckles  
- roll-up easily with batten stiffener / velcro straps

## ○ SAFETY PACK

Tick to add complete pack (or tick items you wish to select below)

### ○ FLARES

1 x Pains Wessex Lifesmoke - Mk9  
2 x Pains Wessex Red Handflare - MK8  
2 x Pains Wessex Parachute Red Rocket, Mk8A

### ○ CAPSIZE CONTAINER

(INCLUDES SPACE FOR FLARES)

stored in cockpit seat

1 x signalling Mirror 7x7cm  
1 x orange ID sheet 2m x 2m  
2 x LED flashlights  
1 x hand bearing compass, non-magnetic alloy  
1 x Fog Horn, Ø80mm, L.300mm, Red  
2 x thermal Blanket, 2,1mx1,6m

### ○ FIRE EXTINGUISHER

2 x dry powder, 1kg with mounting brackets

### ○ LIFEBOUY

1 x Horseshoe Lifebuoy "Quick RD", 142N, yellow  
1 x S/S horseshoe bracket - fitted  
1 x lifebuoy light M.O.B SOLAS/MED/USCG

### ○ LIFEJACKETS

4 x LALIZAS lifejacket, 100N, ISO, Adult

## ○ CRUISING SPINNAKER PACK

Tick to add complete pack (or tick items you wish to select below)

### ○ ASYMMETRICAL SPINNAKER

North sails - 46 sq metres | 495 sq feet - 0.75 oz nylon  
- tack line bridle and adjustment cleat system  
- 2 x spinnaker sheets 10mm spun polyester lead to existing genoa blocks through to winch  
- spinnaker bag

### ○ SPINNAKER SNUFFER

- North Sails Snuffer Plus™  
- all control lines

## ○ MAST STEPPING SYSTEM

Tick to add complete pack

Supplied as a complete system and factory fitted. Using a deflector pole attached to the aft face of the mast, a control line is led to the winch. Support lines are clipped to the mast and fastened to pad eyes on cabin roof to allow mast to pivot forwards without lateral movement. The mast is lowered into a yoke fitted at the bow. The mast can be lowered temporarily (protruding forward of the bow) or stored more permanently on the cabin roof for longer passages. All components of the system can be easily stored in one of the hulls.





[hopyacht.co.za](http://hopyacht.co.za)

**HopYacht (Pty) Limited**  
T: +27 (0) 66 290 7770  
E: [hello@hopyacht.co.za](mailto:hello@hopyacht.co.za)